



QUICK SELECTION / Selezione veloce

input speed (n_1) = 1400 min⁻¹

Output Speed n_2 [min ⁻¹]	Ratio i	Motor power P_{1M} [kW]	Output torque M_{2M} [Nm]	Service factor f.s.	Nominal power P_{1R} [kW]	Nominal torque M_{2R} [Nm]	Available B5 motor flanges					Available B14 motor flanges				Output Shaft 	Ratios code
							-C	-D	-E	-F	-G	-R	-T	-U	-V		
							71	80	90	100 112	132	80	90	100 112	132		
28.8	48.55	7.5	2257	0.9	6.7	2100	B									201315	01
24.3	57.64	5.5	1980	1.1	5.7	2100	B									201313	02
21.3	65.64	5.5	2255	0.9	5.0	2100	B									161315	03
20.0	70.04	4	1760	1.2	4.7	2100	B									201311	04
18.0	77.93	4	1958	1.1	4.2	2100	B									161313	05
16.4	85.36	4	2145	1.0	3.8	2100	B									131315	06
14.8	94.70	4	2380	0.9	3.5	2100	B									161311	07
13.8	101.35	3	1917	1.1	3.2	2100	B									131313	08
11.4	123.15	3	2330	0.9	2.7	2100	B									131311	09
9.3	150.73	2.2	2100	1.0	2.2	2100	B									111311	10
7.8	179.39	1.5	1722	1.2	1.8	2100	B									81313	11
6.4	217.98	1.5	2093	1.0	1.5	2100	B									81311	12
5.7	247.03	1.1	1732	1.1	1.2	1950	B									61313	13
4.7	300.17	1.1	2105	1.0	1.1	2100	B									61311	14

The dynamic efficiency is **0.94** for all ratios

Motor Flanges Available
Flange Motore Disponibili

B) Supplied with Reduction Bushing
Fornito con Bussola di Riduzione

B) Available on Request without reduction bushing
Disponibile a Richiesta senza Bussola di Riduzione

C) Motor Flange Holes Position
Posizione Fori Flangia Motore

EN Unit **FC83** is supplied without lubricant and equipped with a breather, level and drain plugs. User can add mineral oil keeping existing plugs. Should the user wish to fill it with synthetic oil, it is recommended to replace the existing plugs with a closed plug. See table 1 for lubrication and recommended quantity. In table 2 please see possible radial loads and axial loads on the gearbox.

I Il riduttore tipo **FC83** è fornito privo di lubrificazione con tappi di sfiato, livello e scarico olio. L'utente può immettere olio minerale mantenendo i tappi esistenti. Se immetterà olio sintetico, dovrà sostituire i tappi esistenti con altri tipo chiuso. Tab.1 per oli e quantità consigliati. Tab.2 carichi radiali e assiali applicabili al riduttore.

D Das Getriebe der Baugröße **FC83** wird ohne Schmiermittel geliefert. Es ist jedoch mit Einfüllschraube, Überdruckventil und Ablassschraube ausgerüstet. Das benötigte mineralische Öl kann über die Einfüllschraube eingefüllt werden. Sollte synthetisches Öl bevorzugt werden, so ist sind das eingebaute Überdruckventil durch eine geschlossenen Schraube zu ersetzen. In Tabelle 1 ist die Schmiermenge und das empfohlene Schmiermittel angegeben. In Tabelle 2 sind die zulässigen Radial - und Axialbelastungen des Getriebes aufgeführt.

F Le réducteur de type **FC83** est fourni sans lubrification et avec un bouchon de remplissage, de niveau et d'évacuation de l'huile. L'utilisateur peut y verser de l'huile minérale en conservant les bouchons existants. S'il y versera de l'huile synthétique, il devra substituer les bouchons existants avec d'autres bouchons de type fermé. Voir tableau 1 concernant les huiles et les quantités conseillées. Voir tableau 2 concernant les charges radiales et axiales applicables au réducteur

E El reductor tamaño **FC83** se suministra sin lubricante, provisto de tapones de respiración, nivel y descarga de aceite. El usuario puede utilizar aceite mineral, manteniendo los tapones existentes. Si prefiere utilizar aceite sintético deberá sustituir los tapones existentes por tapones ciegos. La prerreducción se suministra con tapones ciegos, lubricado de por vida con aceite sintético. Ver tabla 1, para cantidades y aceites recomendados. En la tabla 2, se encuentran las cargas radiales y axiales admitidas por el reductor.

H1	H4	H3	H2	H5	H6
5.80 LT	3.90 LT	3.90 LT	3.90 LT	6.80 LT	4.90 LT

AGIP Blasias 460

For all details on lubrication and plugs check our website **tab. 1**
Per maggiori dettagli su lubrificazione e tappi olio vedi il nostro sito web

RADIAL AND AXIAL LOADS

Output shaft
Albero di uscita

$F_{eq} = F_R \cdot \frac{227.5}{X+177.5}$

n_2	FA	FR	n_2	FA	FR	n_2	FA	FR
300	920	4600	140	1120	5600	70	1400	7000
250	1000	5000	120	1140	5700	40	1800	9000
200	1060	5300	85	1300	6500	15	2400	12000

On request reinforced bearings to increase loads.
A richiesta cuscinetti rinforzati per aumentare i carichi.

Input shaft
Albero in entrata

n_1	FA	FR
1400	450	2250
900	500	2500
500	600	3000

tab. 2

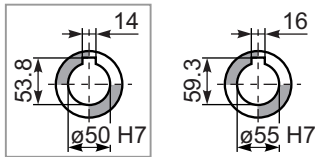
PFC83C...

Basic gearbox
Riduttore base

Gearbox weight **68.5 kg**
peso riduttore

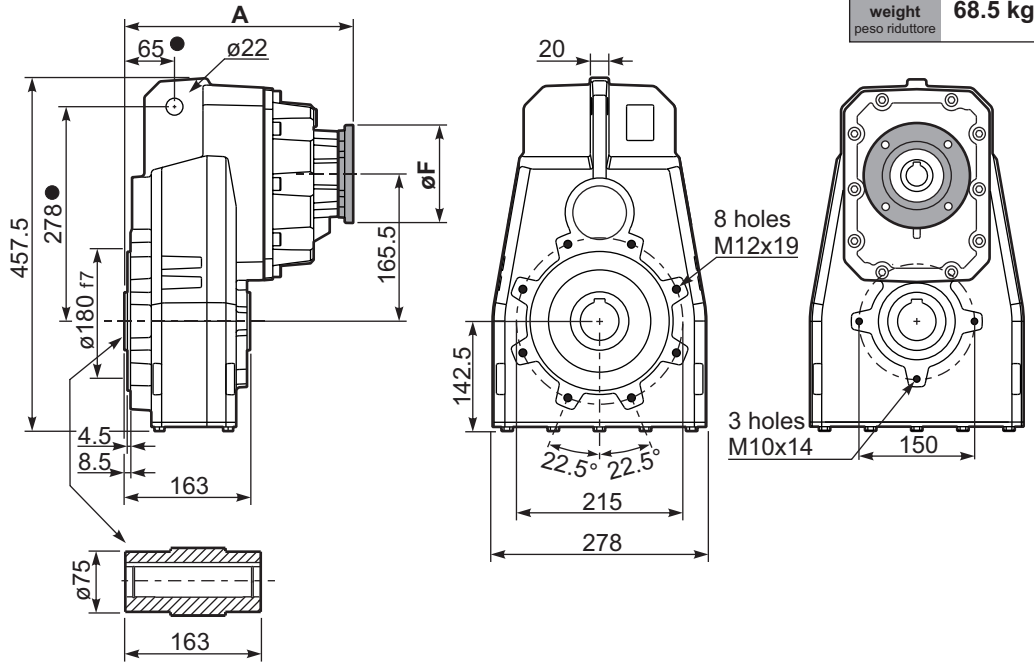
M. flanges	Kit code	øF	A
71B5	K023.4.041	160	292.5
80/90B5	K023.4.042	200	294.5
100/112B5	K023.4.043	250	303.5
132B5	KC50.4.043	300	321.5
80B14	K085.4.046	120	294.5
90B14	K085.4.045	140	294.5
100/112B14	K085.4.047	160	303.5
132B14	KC50.4.041	200	321.5

● Available torque arms,
see our web site
Bracci di reazione disponibili,
consulta il nostro sito web



Standard
Hollow shaft

On request
A richiesta



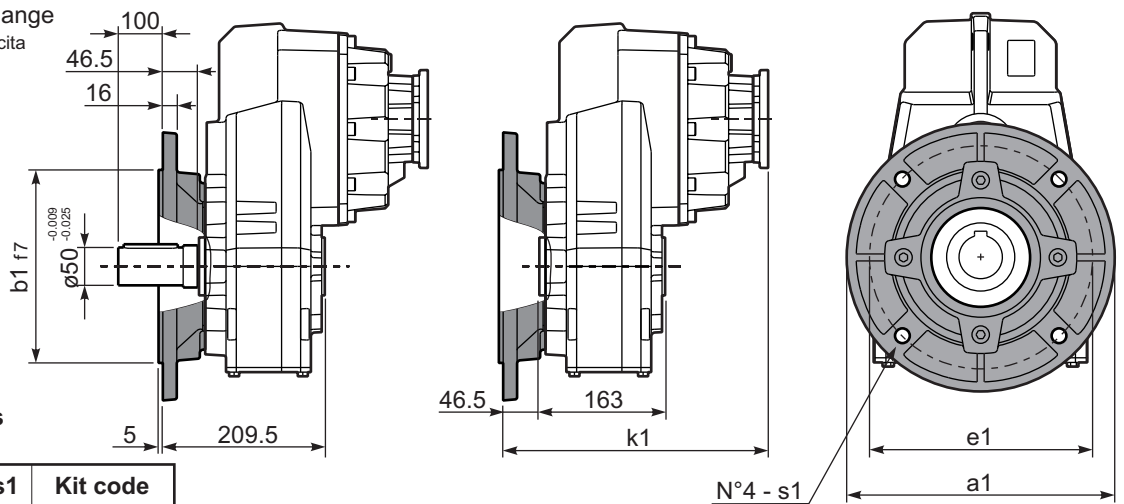
PFC83...-F...

Output flange
Flangia uscita

M. flanges	k1
71B5	339
80/90B5	341
100/112B5	350
132B5	368
80B14	341
90B14	341
100/112B14	350
132B14	368

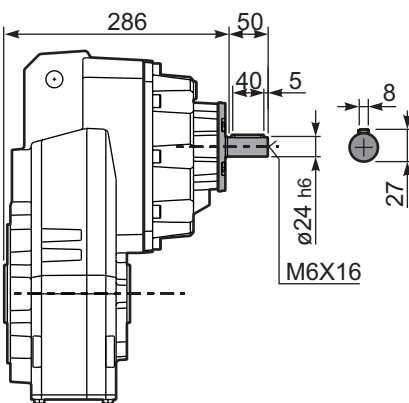
Available output flanges
Flange di uscita

a1 ø	b1	e1	s1	Kit code
300	230	265	14	KF80.9.011
350	250	300	18	KF80.9.012
400	300	350	18	KF80.9.013



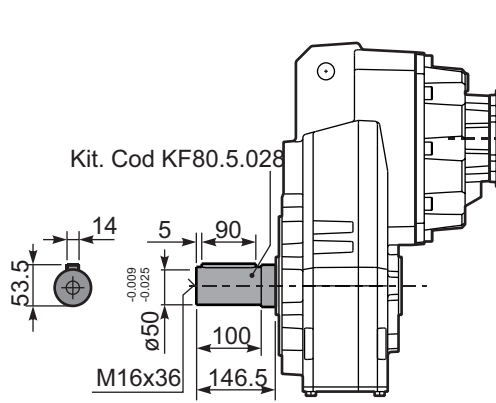
RFC83C...

Input Shaft
Albero in entrata



PFC83 A...

Single output shaft
Albero uscita semplice



PFC83D...

Shrink disk
Calettatore

